



Please follow these instructions for creating an account with Evergreen Community Charter School’s MyPaymentsPlus payment portal. If you already have a MyPaymentsPlus account, you can skip to page 3 for instructions on paying for EverAfter Registration.


Go to www.mypaymentsplus.com and click the “Register Now” link

A screenshot of a web registration form titled 'Register'. At the top, there is a search box labeled 'Search for School District' with a dropdown menu open. The dropdown list contains several school district names: 'Charlotte Latin School', 'Christian Academy School System', 'Edenton-Chowan Schools', 'Evergreen Community Charter School' (highlighted with a red box), 'Gaston Day School', 'Lincoln Charter School', and 'National Heritage Academies'. Below the search box are three input fields: 'Email *', 'Password *', and 'Confirm Password *'. At the bottom, there is a blue 'Register' button and a line of text that reads 'By clicking Register, you agree to our Privacy Policy and Terms of Use.'

After that, fill in your email and login information, and click “Register.”

On the next page, since you don't have any children added to our system yet, you'll be registering as a guest (we'll add your child to the system before the school year starts)

Progress bar: Find District (checked), Register (checked), Relationship to District (unchecked), Add Students (unchecked)



Your Account has been Created!


We've sent a welcome email to the address you provided.

This site will work best if we know your relationship with **Evergreen Community Charter School**
(Check all that apply)

- I am a **Parent or Guardian** with student(s) in Evergreen Community Charter School
- I am a **Student** in the district
- I work in the district (**Staff Member**)
- I'm a **Guest** interested in district activities and/or I want to support the district

[Next](#)

Progress bar: Find District (checked), Register (checked), Relationship to District (checked), Add Students (unchecked)



Add Student(s) to Your Account

Adding your student(s) from **Evergreen Community Charter School** will allow you to manage meal account balances, track meal purchases, pay for school expenses and more.

My Students

There are 0 students on your account.

Student ID *
Where to find Student ID?

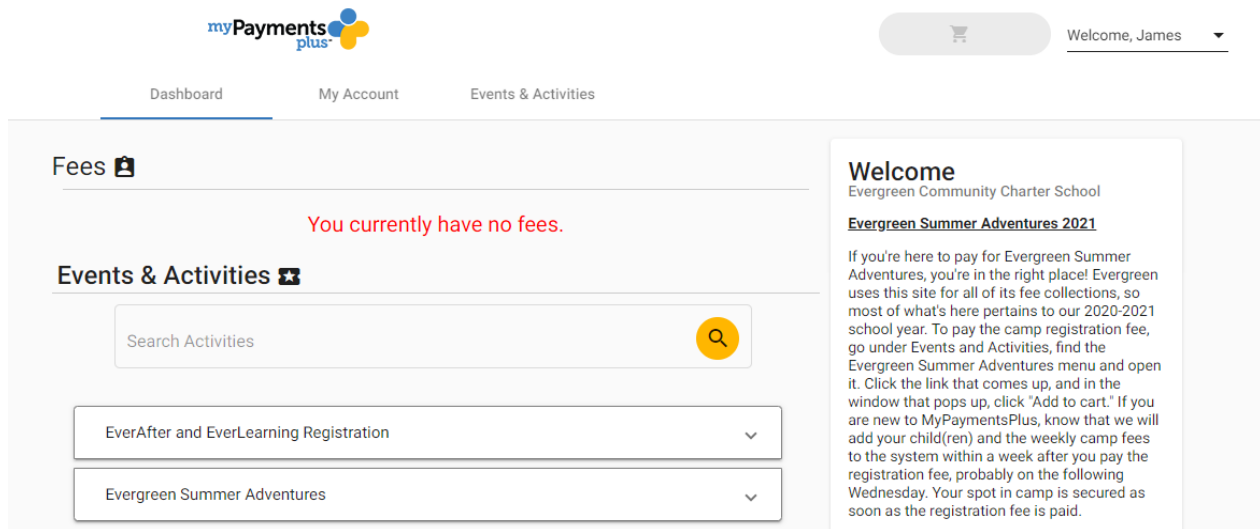
Student Last Name *

[Add Student](#)

[Change School District](#)

[Skip for Now](#) [Done](#)

Now you're in! Below are examples of what the MyPaymentsPlus Dashboard looks like on desktop and mobile.

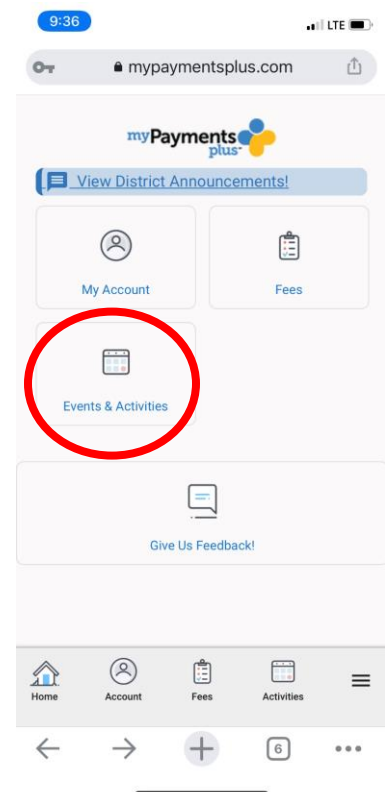


Desktop

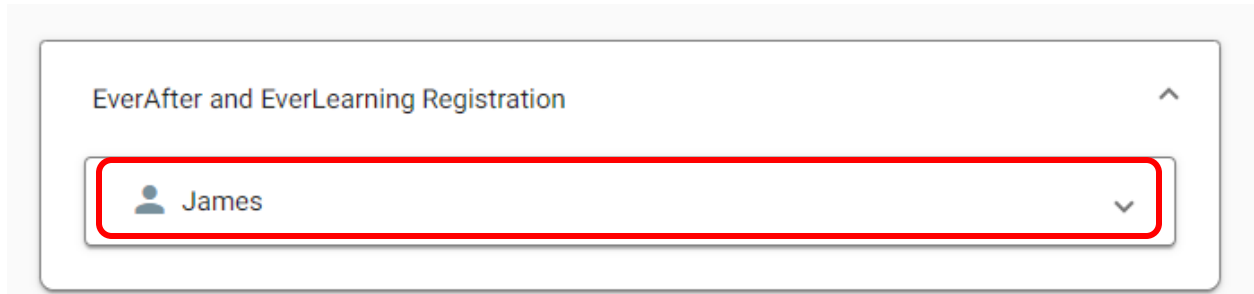
Mobile *

*some mobile browsers may display the desktop version

On mobile, you'll need to click on "Events and Activities. On desktop, it's already displayed. Desktop may also tell you have no fees; EverAfter Registration is an "activity" as opposed to a "fee." Once in the Events and Activities section, click on EverAfter and EverLearning Registration. After this step, the mobile and desktop screens look mostly the same. Below examples show screenshots from the desktop version.



Next, click on your name (even if your child's name also appears).



Then, click on the appropriate registration fee (you have actually click on the blue underlined text).



That will bring up this:

**EverAfter and EverLearning Registration - Multiple Children,
\$55**

\$55.00

Dates

8/12/2021 - 6/10/2022

SignUp Deadline

May 31, 2022, 12:00:00 AM

Activity Details

2021-2022 Program Registration

Contact Info

James Wilson

828-298-2173 ex 1454

james.wilson@evergreenccs.org



But, you'll likely need to scroll down to find the "Add to Cart" button:

Dates

8/12/2021 - 6/10/2022

SignUp Deadline

May 31, 2022, 12:00:00 AM

Activity Details

2021-2022 Program Registration

Contact Info

James Wilson

828-298-2173 ex 1454

james.wilson@evergreenccs.org



Scroll down



Cancel

Add to Cart

After that, find your cart at the top and continue to make the payment!